



Washington, D.C. 20220

IMPORTANT NOTICE TO BSA E-FILERS: **BSA E-Filing Website Modernization**

May 27, 2020 – FinCEN is in the process of modernizing the BSA E-Filing System to provide a simpler user-friendly interface and include improved search capabilities to help users locate information more easily. The modernization also includes an overall update of the look and feel of the site to align with FinCEN’s public facing website, FinCEN.gov.

Please refer to the following pages in this announcement for additional details

IMPORTANT: Please note that your access credentials, filing history, and form templates will not be impacted as a result of these user interface enhancements; however, bookmarks that you may have saved for quick access to content on the BSA E-Filing System may need to be updated.

BSA E-FILING SYSTEM MODERNIZATION TIMELINE

- **PHASE 1 – Public Website Modernization – June 2020**

All publicly accessible webpages (i.e. pages that do not require username/password to access) will be updated with user friendly and look and feel enhancements. Included in this phase are the following updated pages/features:

1. File Individual FBAR
2. Support Center (*NEW*) / Contact Us Form
3. Newsroom (*NEW*)
4. Search Feature (*NEW*)
5. Supervisory User Enrollment
6. System Login

- **PHASE 2 – Private Website Modernization – Fall 2020**

All privately accessible webpages (i.e. pages that require username/password to access) will be updated with additional user friendly and look and feel enhancements. More details to come...please stay tuned!

If you have any questions or concerns regarding these updates, click [here](#) to create a support ticket. The Help Desk is available Monday through Friday from 8 a.m. to 6 p.m. EST. Please note that the Help Desk is closed on Federal holidays.




BSA E-Filing System Website Modernization

PHASE 1

Modernized BSA E-Filing System Homepage

An official website of the United States government [Here's how you know](#)



BSA E-Filing System

Financial Crimes Enforcement Network

Login | File FBAR

HOME ABOUT RESOURCES NEWSROOM FILE FBAR ENROLL HELP

UPDATE: IMPORTANT NOTICE TO BSA E-FILERS

About BSA E-Filing

The BSA E-Filing System supports electronic filing of Bank Secrecy Act (BSA) forms (either individually or in batches) through a FinCEN secure network. BSA E-Filing provides a faster, more convenient, more secure, and more cost-effective method for submitting BSA forms. [Learn more about BSA E-Filing here.](#)

News

- Feb 10 2020 [Password length Update, XML Batch Validation...](#)
- Jan 17 2020 [Effective Date for Persons Involved in Transa...](#)
- Dec 17 2019 [DOEP ASCII Batch Retirement & Discrete DOEP...](#)
- Nov 22 2019 [Additional Revisions to FinCEN CTR Line Item...](#)
- Nov 22 2019 [New Help Functionality, XML BatchValidation...](#)

[More News](#)

File FBAR Now

Filing the FBAR as an Individual? Access and Submit the FinCEN Report 114 FBAR for Individuals

Login

Existing Filer? Login to file BSA forms on behalf of your institution (or client)

Support Center


Have a question or issue? Access the support center portal now

New Filer Enrollment

New to BSA E-Filing? Enroll to file BSA forms on behalf of an institution (or client)

[Return to top](#)

Home About Feedback Help Contact Us



BSA E-Filing

U.S. Dept. Of Treasury | [FinCEN.gov](#) | [Privacy Policy](#) | [Accessibility](#)



Financial Crimes Enforcement Network U.S. Department of the Treasury

Washington, D.C. 20220

Interface Highlights

- All accessible content horizontally listed on top-navigation menu; all sub-features accessible via drop-down list.
- Quick access content positioned front and center with eye catching icons and bold visual effects for easy identification and access.
- News content preview listed center page with access to additional news content on a dedicated Newsroom page.
- User Documentation content consolidated under Resources rather than cluttering the homepage with multiple linked content.

New Content/Features

- Banner added to header that helps users identify the site as an official U.S. government website.
- Search bar added to header for quick access to FAQ content.
- Dedicated Newsroom sub-page for access to all news content as opposed to only recent content.
- Important News Flash bar displayed under top-navigation menu for alerts as needed.



New Support Center Page

Support Center

What would you like help with?

Search filter

Discrete Entry

- How to File
- Submission Status
- How to Amend/Correct
- Form Functionality
- BSA ID

Batch Entry

- How to File
- Submission Status
- How to Amend/Correct
- Batch Documentation
- Batch Validation Error

Account Credentials/Access

- How to Reset Password
- Forgot User ID
- Where to Locate PIN
- Account Locked
- Account Roles

Enrollment Assistance

- How to Enroll
- Enrollment Confirmation Email

Other

Search filter

Discrete Entry

- How to File
- Submission Status
- How to Amend/Correct
- Form Functionality
- BSA ID

Batch Entry

- How to File
- Submission Status
- How to Amend/Correct
- Batch Documentation
- Batch Validation Error

Account Credentials/Access

- How to Reset Password
- Forgot User ID
- Where to Locate PIN
- Account Locked
- Account Roles

Enrollment Assistance

- How to Enroll
- Enrollment Confirmation Email

Other

Shown below are the most popular inquiries. If these are not helpful, try the keyword search above.

- Do I need to download/install third party software in order to file a discrete BSA form?** +
- When I attempt to open the discrete BSA form, the page displays the message "Please wait..." but then nothing happens. What do I do now?** +
- I am an individual FBAR filer (non-registered). How do I verify the status of my FBAR submission?** +
- Where can I obtain the BSA ID assigned to the discrete BSA form that I am attempting to amend/correct?** +
- How do I activate the submit button on my discrete BSA form?** +
- Where can I obtain documentation regarding batch file processing?** +
- I have forgotten my password. How can I reset?** +
- I have forgotten my User ID. How can I retrieve?** +
- How do I access my PIN?** +
- How do I know if my account is locked?** +
- What should I do if my account is locked?** +

Create a ticket:

If the above tool is unable to resolve your issue, feel free to [submit a Help Ticket](#).
Our support team will get back to you as soon as possible.

Interface Highlights

- All existing functionality maintained (i.e. Contact Us form, smart FAQ); however, smart FAQ separated from form to create new “Support Center” page to promote self-service help.
- Most frequently asked questions/issues displayed by default with expandable titles to display the sub-content.
- Keyword search and search filter allows user to quickly access desired content.
- “Create a ticket” option (below smart FAQ) available to user if needed.



New Newsroom Page

Newsroom

Quick Links

- System Requirements
- Downloading the Adobe Reader
- File Individual FBAR
- Documentation
- RMSB Website
- RMSB Information

Newsroom

Start date

End date

Result(s):

Feb 10 2020
[Password length Update, XML Batch Validation Update, & DOEP ASCII Batch and Discrete DOEP, RMSB, Form 8300 Retirement](#)
 Password length requirements have changed, SAR and CTR XML Batch Validation has been updated, and forms will be retired (DOEP ASCII, Discrete: DOEP, RMSB, 8300)

Jan 17 2020
[Effective Date for Persons Involved in Transaction Update Extended to September 1, 2020](#)
 FinCEN is extending the mandatory effective date for complying with the instructions below. On October 1, 2019, FinCEN notified discrete and XML batch e-filers that an issue had been identified with the Currency Transaction Report (CTR) instructions ...

Dec 17 2019
[DOEP ASCII Batch Retirement & Discrete DOEP, RMSB, and Form 8300 Version Retirement](#)
 All batch FinCEN DOEP submissions must be in XML format beginning on January 17, 2020 (batch files in ASCII format will no longer be accepted beyond this date). Also on this date, FinCEN will no longer accept the following discrete entry form types r...

Nov 22 2019
[Additional Revisions to FinCEN CTR Line Item Instructions: Item 3 – Multiple Transactions](#)
 Updated guidance to the FinCEN CTR XML User Guide Line Item Instructions associated with Item 3 – Multiple transactions

Nov 22 2019
[New Help Functionality, XML BatchValidation, and BSA Filer Data Issue Reports](#)
 New Self-Service FAQ, XML Batch Validation Update, & New Link to BSA Filer Data Issues Report(s)

Oct 01 2019
[CTRInstructionUpdates-UserGuideUpdates](#)
 The FinCEN Data Quality team has identified an issue with the CTRinstructions involving how to file a CTR when an individual subject has multiple Part I Item 2 roles. Also, minor updates have been made to the XML User Guides

« < 1 2 > »

Interface Highlights

- New functionality introduced in the form of a Newsroom section for access to all BSA E-Filing news related content.
- Users now have the ability to access all BSA E-Filing news content with the option to filter contact by date range.
- News content is listed with the date of posting, title/hyperlink, and snippet of news content.
- When selected, news content can be displayed within the body of the page while continuing to display the page header, banner, top-navigation menu, and news flash.




Modernized File Individual FBAR Page

FBAR Quick Links ▾ FBAR Guides ▾ Check Submission Status

Individuals Filing the Report of Foreign Bank & Financial Accounts (FBAR)

To file the FBAR as an individual, you must personally and/or jointly own a reportable foreign financial account that requires the filing of an FBAR (FinCEN Report 114) for the reportable year. There is no need to register to file the FBAR as an individual. If you are NOT filing the FBAR as an individual (as in the case of an attorney, CPA, or enrolled agent filing the FBAR on behalf of a client) you must obtain an account to file the FBAR by registering to [Become a BSA E-Filer](#).


Select Your FBAR E-Filing Method



File PDF FBAR

- [Adobe Reader is required](#)
- Work at your own pace
- Save as you go / Reuse form
- Offline form preparation

[Prepare](#) [Submit](#)



File Online FBAR

- Adobe Reader **NOT** required
- You are ready to file today
- One-time submission
- Online form preparation

[Prepare & Submit](#)

Interface Highlights

- All existing functionality maintained (i.e. Filer FBAR PDF Form, File FBAR Online Form, Check Submission Status).
- Consolidated “Start” PDF FBAR sub-page into the page shown to the right for quicker access to the form and submit options for this filing method.
- Quick access FBAR related content consolidated into a new sub-top-navigation menu (this extra top menu is unique to the public FBAR pages so that FBAR filers can quickly access FBAR related information)



Modernized Supervisory User Registration

Supervisory User Registration

User Agreement Organization Information New User Information Enroll Completion

Organization Information

Complete the following information about your organization.

Are you the initial Supervisory User for this organization?

Yes

No

[Back](#) [Continue](#)

Interface Highlights

- All existing Supervisory User registration/enrollment functionality maintained; however, form interface displayed in tabular progression to tailor future content based on previously entered data.
- Once all registration data is entered and passes field level validation, a summary of the data with an option to edit is presented to the user prior to registration. This was added to promote data accuracy.